


65" High Brightness Professional Monitors



Window Displays (1,500cd/m²)

Brightness is paramount when using outward facing screens, these displays use commercial grade high brightness panels (1,500cd/m²); more than 5 times brighter than a standard home TV to allow easy readability in window displays.



Conventional Signage Display
450cd/m²



High Brightness Professional Monitors
1,500cd/m²

Advanced Temperature Control System


The internal airflow system allows the screen to be in constant use in an outward facing window. The panel and other internal components are kept at the optimum working temperature; ensuring a long and reliable life for your screens.



50°
0°
Operating Temperature

Plug and Play

Plug and Play is the most straightforward way to upload content to the screen. Simply load images and videos onto a USB stick, insert into the display, wait for your content to copy over and then remove. Your images and videos will now play in a continuous loop.



24/7 Commercial Grade

These displays use a commercial grade LCD panel and LED backlight. They have the ability to be in constant use 24/7 for over 70,000 hours and have no external buttons or controls to avoid tampering.



Other Features

Power Timer

The eco-friendly power timer allows you to assign daily or weekly on and off times for your screen meaning that it is only in use when it needs to be; improving your environmental efficiency.



Android Media Player

There is an integrated Android media player inside the screen allowing you to upgrade to a network version without needing any additional hardware. You can also install third party Android apps if required.



Landscape or Portrait Orientation

Thanks to their commercial grade panel these displays can be mounted in either landscape or portrait orientation and still retain a 178° viewing angle and remarkable image quality.



Multiple Inputs

Should you need to use the screen as a monitor you can connect it to an external source, like a PC or media player, using the HDMI input or the VGA and 3.5mm audio jack inputs.



- | | | | |
|----------|---------|--------|------------|
| 1 RS-232 | 3 IR IN | 5 HDMI | 7 Audio IN |
| 2 WIFI | 4 LAN | 6 VGA | 8 USB x 2 |

Integrated Speakers

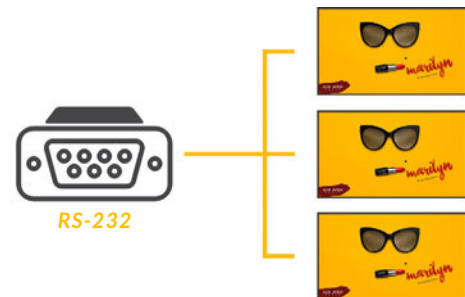
The displays feature two integrated slimline speakers for applications that require an audio element.



2W, 5Ω x 2
Integrated Speakers

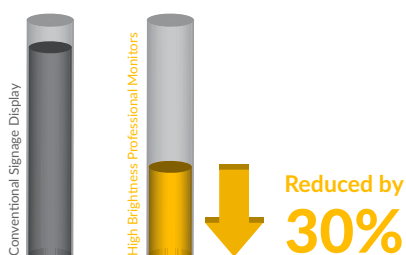
RS-232 Control

Remotely control your screens by sending commands over long or short distances using RS-232 protocols.



Low Power Consumption

The LED backlight technology provides improved brightness and contrast. Their lifespan is drastically improved to over 70,000 hours and the power consumption is reduced by around 30%.



Optional Network Upgrade

For a small charge you can upgrade your screen to be networked, allowing you to connect your screen via Wi-Fi, LAN or 4G, then remotely update it over the internet.



Key Features



1,500CD/M²
SUNLIGHT READABLE



24/7 COMMERCIAL GRADE



TEMPERATURE CONTROL



PLUG AND PLAY



INTEGRATED SPEAKERS



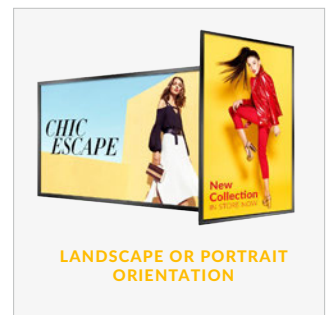
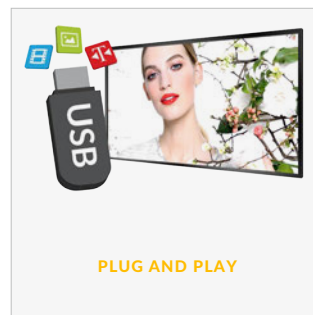

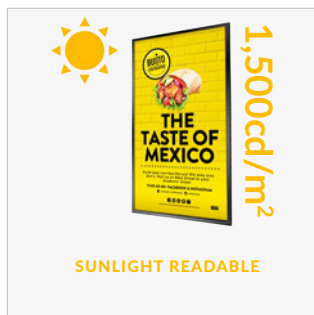
LED BACKLIGHT



LANDSCAPE OR PORTRAIT ORIENTATION



INTEGRATED ANDROID MEDIA PLAYER



Specification Table

		65 Inch
Panel	Resolution	1920x1080
	Display Area (mm)	1428.5x803.5
	Aspect Ratio	16:9
	Brightness (cd/m ²)	1,500
	Colour	16.7M
	Viewing Angle	178°
	Contrast Ratio	5000:1
Audio	Speaker Type	2W, 5Ω (x2)
AV Inputs	Video	HDMI, VGA
	Audio	Audio Socket (3.5mm)
Power	Power Consumption (W)	420
	Input Voltage	AC110~240V (50Hz~60Hz)
Mechanical	Unit Size (WxHxD mm)	1539x908.4x107
	Package Size (WxHxD mm)	1720x1100x321
	VESA Holes (mm)	600x400
	Net Weight (Kg)	63.25
	Gross Weight (Kg)	74.25
Environmental	Operating Temperature	0 °C to 50 °C
	Storage Temperature	-30°C to 60°C
	Operating Humidity	10% to 80%
	Storage Humidity	5% to 95%
Computer	Media Formats	Video (MPG, AVI, MP4, RM, RMVB, TS), Audio (MP3, WMA), Image (JPG, GIF, BMP, PNG)
	Media Resolution	1920x1080/1080x1920
	Internal Memory	6GB
	CPU	Quad-Core Cortex-A17@1.61GHz
	GPU	Mali-T760 MP4 @600MHz
	RAM	2GB DDR3
	ROM	8GB NAND
	USB	USB2.0 HOST (x2)
	LAN	10/100M Ethernet (Network Version Only)
	Wi-Fi	802.11b/g/n/ac (Network Version Only)
	OS	Android 5.1.1
Accessories	Graphic Engine	OpenGL ES 1.1/2.0/3.0/3.1, OpenCL 1.1, Renderscript, Direct3D 11.1
	Included	Scheduling Software, Remote Control, User Manual
Warranty	Optional	Network Upgrade, Wall Mount, Floor Stand/Trolley, Ceiling Mount, Table Stand
	Warranty Period	3 Year Warranty
	Technical Support	Lifetime

Errors and omissions excepted



Technical Drawing

